

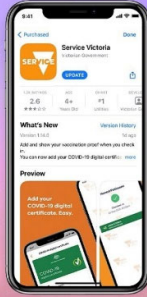
STEP 1

How to add your COVID-19 digital certificate to the **Service Victoria** app




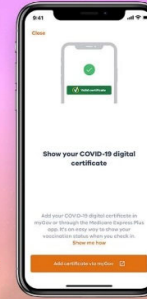
STEP 2

Update your **Service Victoria** app in the App Store or Google Play store



STEP 3

Open the Service Victoria app and tap **Add certificate via myGov**




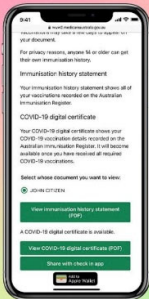
STEP 4

Scroll to proof of COVID-19 vaccination and tap on **Go to Medicare**



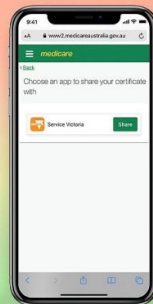
STEP 5

Tap **View History** then **Share with check in app**



STEP 6

Tap **Share** next to Service Victoria



STEP 7

Read the conditions then tap **Accept and share**



STEP 8

Then in the Service Victoria app tap **Add certificate**

